



User Guide

Updated: 12 September 2017

Table of Contents

Introduction to NewsEd	3
User Types	4
KEY FUNCTIONS	
- Login page	6
- Home page	7
- Personal feeds	8
- News articles	9
- Learning Activities	10
- My News	11
- Search	12
- Profile (dashboard/settings)	14
- Engagement: likes, comments, etc.	15
TEACHER FUNCTIONS	
- Creating a Learning Activity	17
- Grading a Learning Activity	18
- Creating Groups	19
STUDENT FUNCTIONS	
- Taking Learning Activities	21
- Viewing achievements	22

Introducing NewsEd

NewsEd by The Straits Times is a news portal for the classroom that allows news articles to be quickly transformed into engaging, bite-sized Learning Activities.

Students can conveniently read news articles and attempt Learning Activities on the go to pick up vital knowledge, skills and values any time, anywhere.

Core features

- Students and teachers can access a stream of multi-modal news resources from The Straits Times newsroom that are specially curated for classroom usage.
- Educators can use the rapid Learning Activity creator to conveniently adapt news articles into engaging Learning Activities by crafting their own questions or using the ones pre-loaded in the news articles.
- In-built grading and commenting features allow teachers to provide instant and meaningful feedback on students' answers seamlessly.
- News articles and pre-loaded Learning Activities in NewsEd are designed to hone 21st century competencies and character and citizenship education values. An achievements tracker for students summarises the attainment of these skills and values in a captivating visual format.

Technical requirements

- NewsEd (web version) is supported by all browsers and features a responsive design.
- NewsEd (students' interface) is also available as a mobile application on the Apple App Store and Android Play Store.
- The Android mobile app is only compatible with phones installed with Android version 5 and above.

User Types

The NewsEd platform has teacher and student user types.

Certain functions are only available to each user type.

These apply for both mobile and desktop platforms.

This table shows the features and functions that each user type has access to.

FEATURES	STUDENTS	TEACHERS
Read and search news	✓	✓
Customise favourite topics	✓	✓
Like, comment, save, and URL share news	✓	✓
Create and assign Learning Activities		✓
Take Learning Activities	✓	
Mark or grade Learning Activities		✓
Gamification (gain points, badges, and levels)	✓	
Change user password	✓	✓

KEY FUNCTIONS

Login page

Log in with **e-mail** and **password**

- Users are pre-assigned passwords.
- Enter e-mail address and password, and click “Login”.
- Click “Forgot password?” to reset your password and receive a new password via e-mail.

NewsEd
NEWS EDUCATION

LOGIN

EMAIL ADDRESS

PASSWORD

Remember me [Forgot password?](#)

LOGIN

For Educators

- Convenient access to news articles that are curated for teaching and learning
- Easily transform news articles into engaging bite-sized learning activities that hone 21st century competencies and CDE values using the rapid learning activity creator

For Learners

- Learn anytime, anywhere with access to engaging news content
- Bite-size lesson activities for self-directed and collaborative learning

Inform

Learners of local and global issues via a curated stream of multi-media news content from The Straits Times newsroom

Engage

Students with questions and activities that enable deep learning of skills, values and knowledge from news content

Assess

Students' learning and provide instant feedback of learners' progress through quick-marking and gamification features

FORGOT PASSWORD

In order to reset your password please enter your email address below. You will receive a link from where you can reset your password.

EMAIL ADDRESS

SEND ME THE LINK

[LOGIN](#) engaging news content

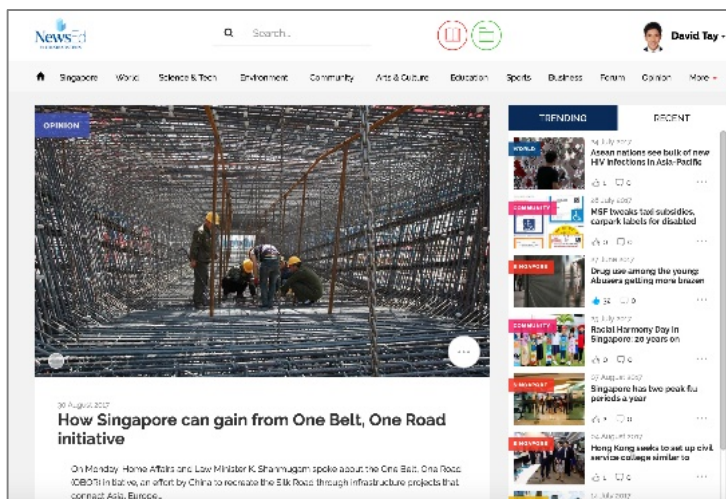
Home Page

Upon logging in, users are taken to the home page. On it, users see:

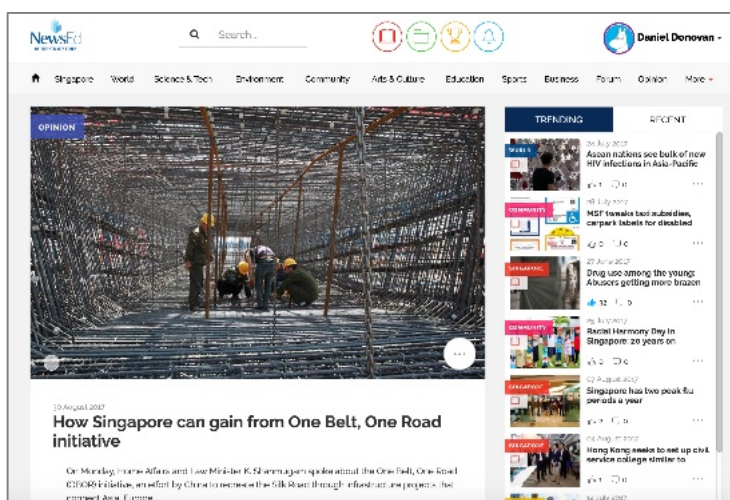
- User menu: which includes profile, settings and dashboard
- Search bar
- Topic list
- Featured news and trending/recent sidebar
- Favourite topics (if selected)
- Features stories
- All topics stories

For teachers and students, the view is the same except:

- Students have two additional top menu items: Achievements and Notifications.



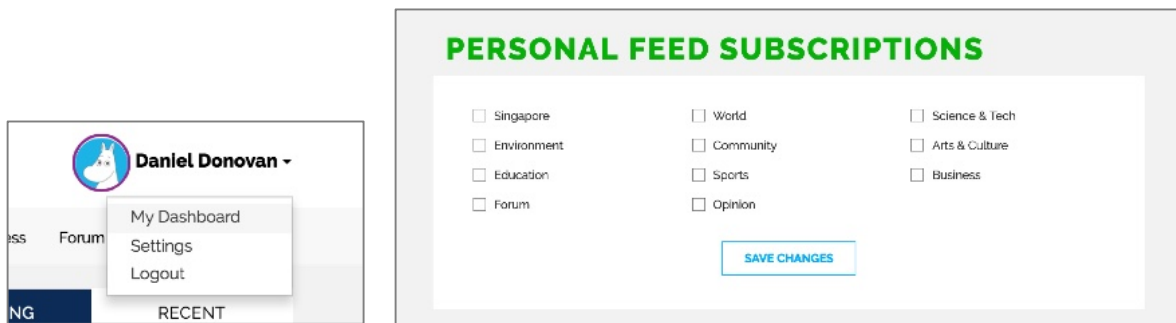
Teachers' interface



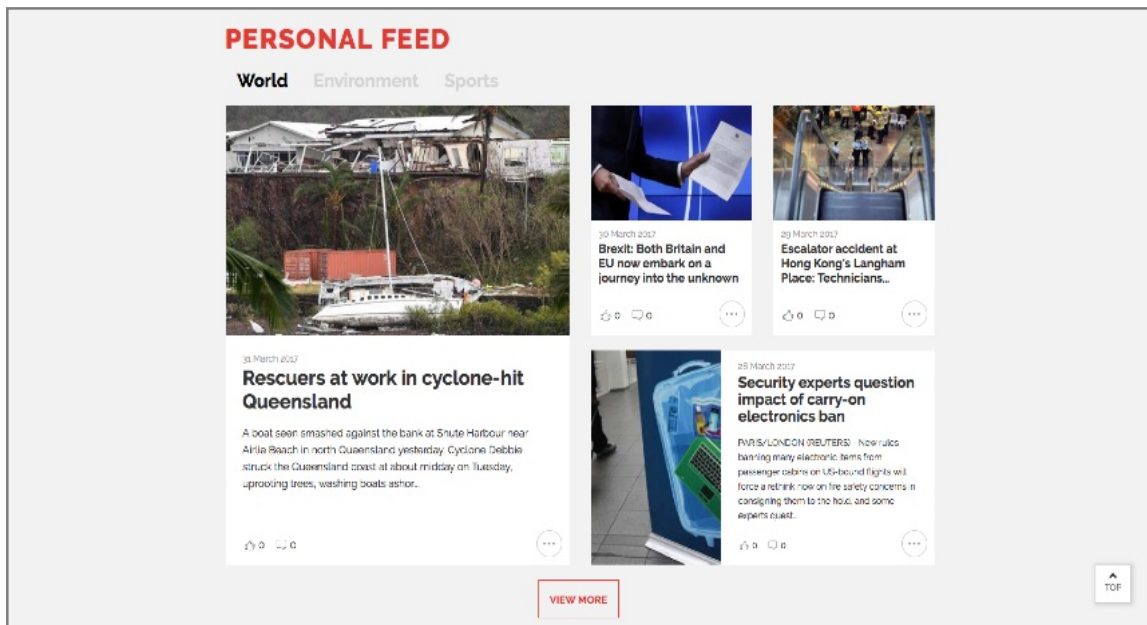
Students' interface

Personal Feed

- Users can pick specific topics to create their “Personal Feed” that is shown on the home page of the site. These topics can be chosen on the user settings page.

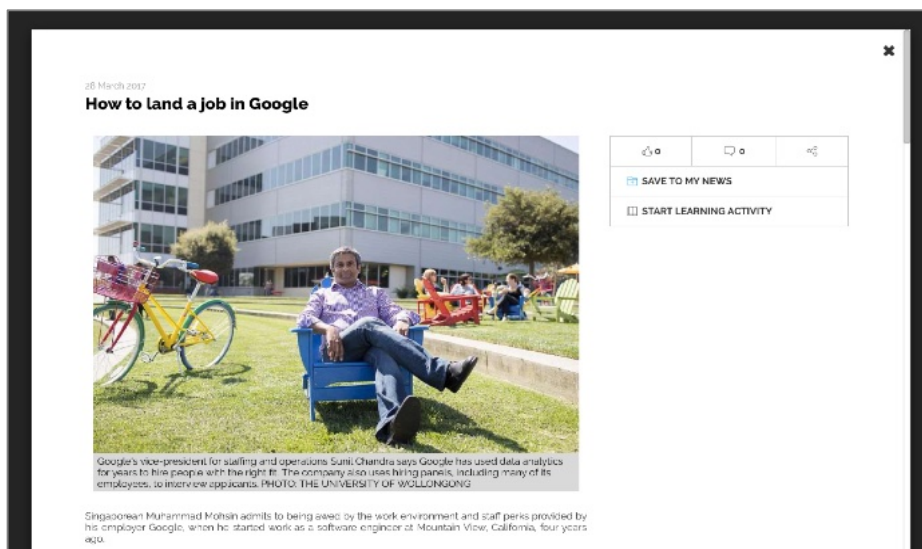


Use the Personal Feed Subscriptions box to select which feed will appear on your Personal Feed in the Home Page.

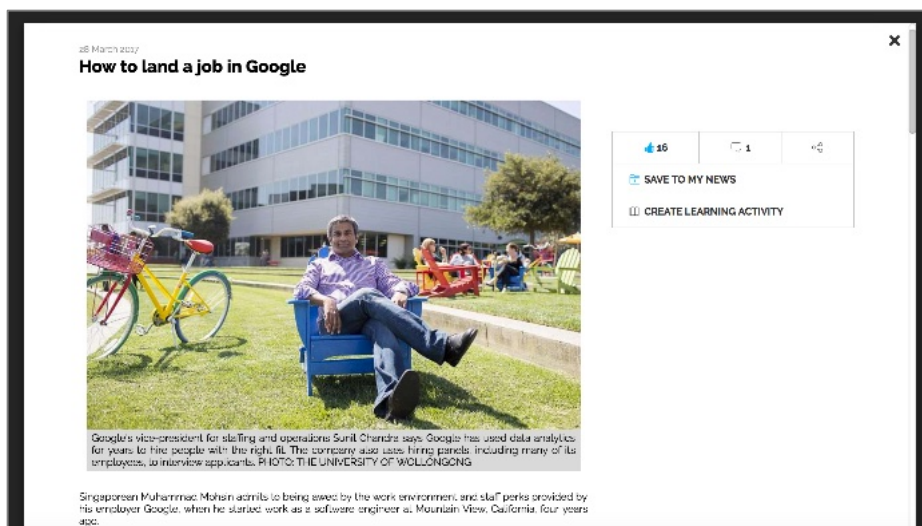


News Articles

- Click on a news article to open the article in a pop-up window over the current page. Click the top right “x” to close the article.
- Users can scroll, comment on, or engage with the article by: clicking the “Like” icon, sharing the URL, or saving the article to “My News”. If the news article has a learning activity, student users may click “Start Learning Activity” to attempt the questions within. Teachers may click on “Create Learning Activity” to transform any news article into a Learning Activity.




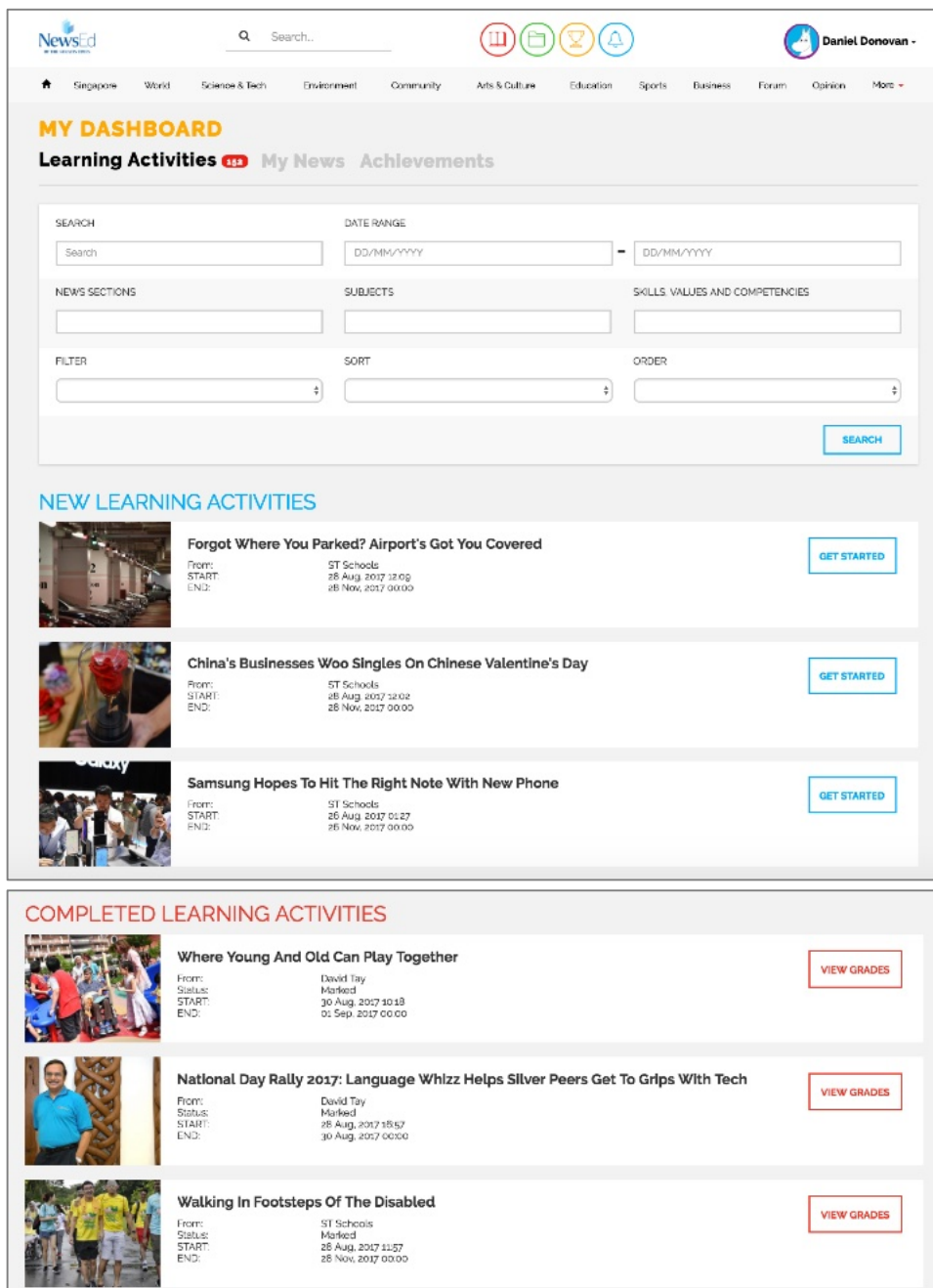
Students' interface



Teachers' interface

Learning Activities

- Click on the Learning Activities icon  on the top user menu to access the Learning Activities dashboard.
- Within this dashboard, users (in this view: students) can search for Learning Activities assigned to them, see what new Learning Activities they can get started on, or view completed Learning Activities.



MY DASHBOARD
Learning Activities **418** My News Achievements

SEARCH: DATE RANGE: -

NEWS SECTIONS: SUBJECTS: SKILLS VALUES AND COMPETENCIES:

FILTER: SORT: ORDER:

NEW LEARNING ACTIVITIES


- Forgot Where You Parked? Airport's Got You Covered**
From: ST Schools
START: 28 Aug. 2017 12:00
END: 28 Nov. 2017 00:00 [GET STARTED](#)
- China's Businesses Woo Singles On Chinese Valentine's Day**
From: ST Schools
START: 28 Aug. 2017 12:00
END: 28 Nov. 2017 00:00 [GET STARTED](#)
- Samsung Hopes To Hit The Right Note With New Phone**
From: ST Schools
START: 28 Aug. 2017 01:27
END: 28 Nov. 2017 00:00 [GET STARTED](#)

COMPLETED LEARNING ACTIVITIES

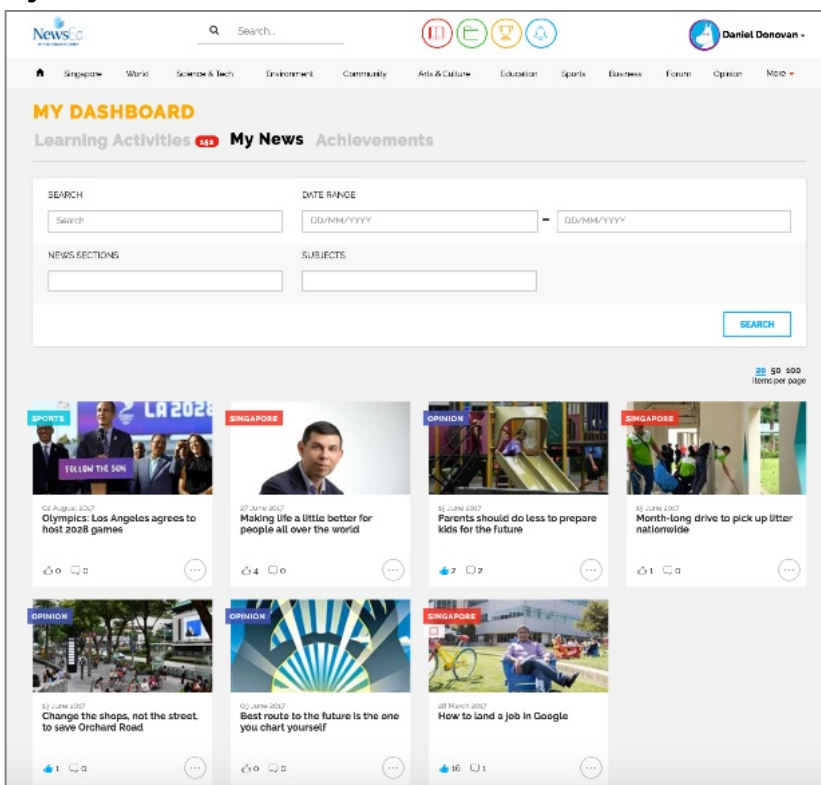
- Where Young And Old Can Play Together**
From: David Tay
Status: Marked
START: 30 Aug. 2017 10:18
END: 01 Sep. 2017 00:00 [VIEW GRADES](#)
- National Day Rally 2017: Language Whizz Helps Silver Peers Get To Grips With Tech**
From: David Tay
Status: Marked
START: 28 Aug. 2017 15:57
END: 30 Aug. 2017 00:00 [VIEW GRADES](#)
- Walking In Footsteps Of The Disabled**
From: ST Schools
Status: Marked
START: 28 Aug. 2017 11:57
END: 28 Nov. 2017 00:00 [VIEW GRADES](#)

Learning activities dashboard

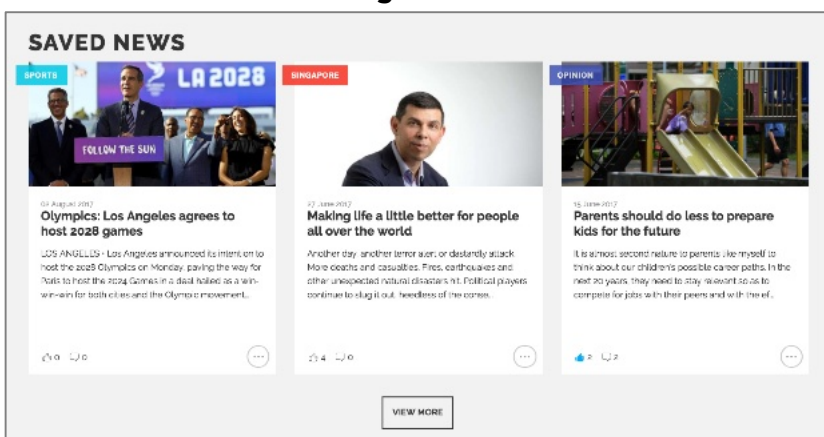
My News / Saved News

- Save news articles for later reading by clicking the “Save” icon  on an article.
- Articles are saved in the My News section of the user’s dashboard, which can be accessed by tapping the icon in the top menu bar (the green folder icon).
- Saved news also shows on the home page in a “Saved News” section.
- Within My News, users can quickly glance through their saved articles, as well as search through their saved articles.
- Tapping the highlighted save icon will remove the article from My News.

My News section in Dashboard

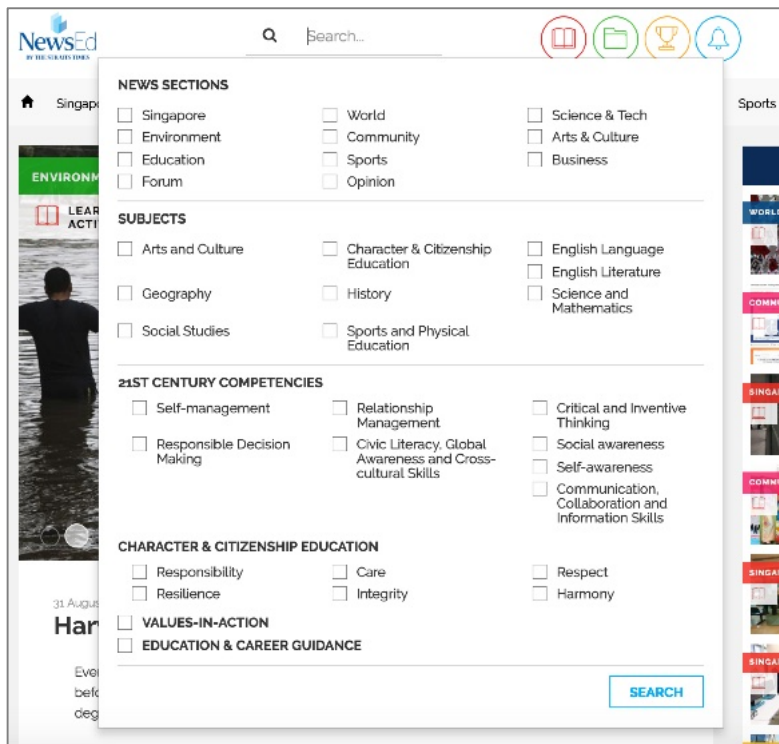


Saved News in the Home Page



Search

- Click on the top search bar to search within articles using keywords, in addition to selecting specific search filters.
- After choosing filters and entering a keyword, click “Search”.



Search and filter box

Search Tips

- The search function will return results that are based on keywords and filters selected
- You may choose to apply the filters or use the keyword search or both
- Search results will include articles that contain the words entered in the search field.
 - For example, searching for **national day rally** will return news articles that contain the words national and day and rally, even if they are not part of the same sentence
- **To look for an exact match, use quotation marks - “national day rally”**

Search

News Sections and Subjects

- Use search filters in these sections to show only news articles that are from certain news sections and subject areas
- The more options you select, the more articles will appear in your search results

NEWS SECTIONS		
<input type="checkbox"/> Singapore	<input type="checkbox"/> World	<input type="checkbox"/> Science & Tech
<input type="checkbox"/> Environment	<input type="checkbox"/> Community	<input type="checkbox"/> Arts & Culture
<input type="checkbox"/> Education	<input type="checkbox"/> Sports	<input type="checkbox"/> Business
<input type="checkbox"/> Forum	<input type="checkbox"/> Opinion	

SUBJECTS		
<input type="checkbox"/> Arts and Culture	<input type="checkbox"/> Character & Citizenship Education	<input type="checkbox"/> English Language
<input type="checkbox"/> Geography	<input type="checkbox"/> History	<input type="checkbox"/> English Literature
<input type="checkbox"/> Social Studies	<input type="checkbox"/> Sports and Physical Education	<input type="checkbox"/> Science and Mathematics

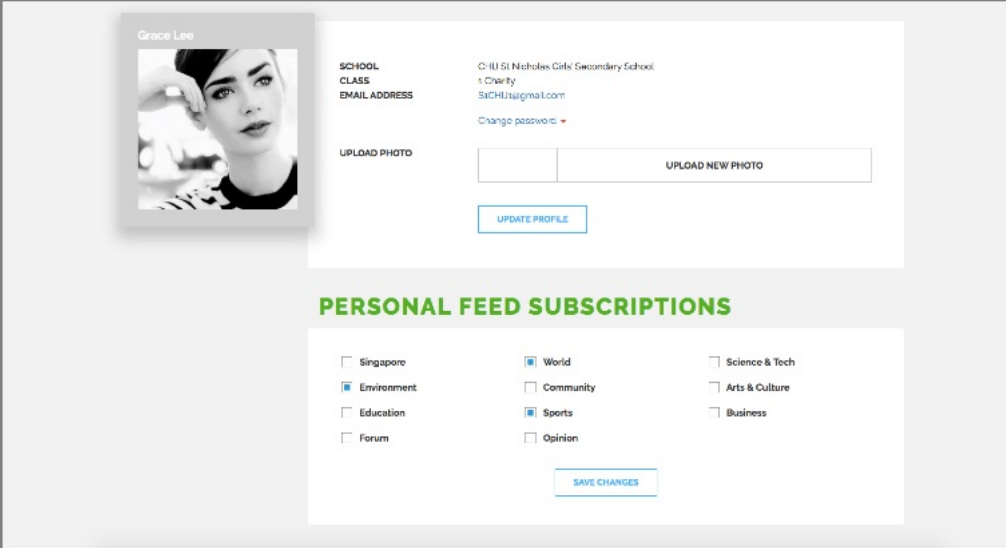
Filter Restrictions

- Use the following search filters to restrict results above to only news articles that pertain to certain learning outcomes such as 21st century competencies, character and citizenship education values, VIA and ECG
- Check Preloaded with Learning Activity if you want to restrict search results to only news articles which contain preloaded learning activities

21ST CENTURY COMPETENCIES		
<input type="checkbox"/> Self-management	<input type="checkbox"/> Relationship Management	<input type="checkbox"/> Critical and Inventive Thinking
<input type="checkbox"/> Responsible Decision Making	<input type="checkbox"/> Civic Literacy, Global Awareness and Cross-cultural Skills	<input type="checkbox"/> Social awareness
		<input type="checkbox"/> Self-awareness
		<input type="checkbox"/> Communication, Collaboration and Information Skills
CHARACTER & CITIZENSHIP EDUCATION		
<input type="checkbox"/> Responsibility	<input type="checkbox"/> Care	<input type="checkbox"/> Respect
<input type="checkbox"/> Resilience	<input type="checkbox"/> Integrity	<input type="checkbox"/> Harmony
<input type="checkbox"/> VALUES-IN-ACTION		
<input type="checkbox"/> EDUCATION & CAREER GUIDANCE		
<hr/>		
<input type="checkbox"/> Preloaded With Learning Activity		
<hr/>		
<input type="button" value="SEARCH"/>		

User Profile

- Click on “upload new photo”, then “update profile” to upload a new image.
- Click on “change password”, then “update profile” to create a new login password.



The screenshot shows a user profile settings page for Grace Lee. On the left, there is a profile picture of a woman with dark hair. To the right of the photo, the user's name "Grace Lee" is displayed. Below the name, there are fields for "SCHOOL" (C.H. St. Nicholas Girls' Secondary School), "CLASS" (1 Charity), and "EMAIL ADDRESS" (StCHJ14sigma@gmail.com). There is a "Change password" link with a dropdown arrow. Below these fields, there is an "UPLOAD PHOTO" section with a text input field and a button labeled "UPLOAD NEW PHOTO". At the bottom of this section is a blue button labeled "UPDATE PROFILE".

PERSONAL FEED SUBSCRIPTIONS

Singapore World Science & Tech
 Environment Community Arts & Culture
 Education Sports Business
 Forum Opinion

SAVE CHANGES

Profile settings page

News Article Actions

- NewsEd allows users to “like”, save and comment on news articles

“Like” a news article by clicking on the thumbs up icon



Comment on a news article by clicking on the speech bubble icon



The circular icon opens up other options




Click this icon to save the news article to the “my news” section

Click on it again to remove the news article from the “my news” section



The learning activity icon will appear for teachers if the news article contain a pre-loaded learning activity that can be adapted and assigned to students.

The learning activity icon will appear for students if the news article contain a learning activity that can be attempted.



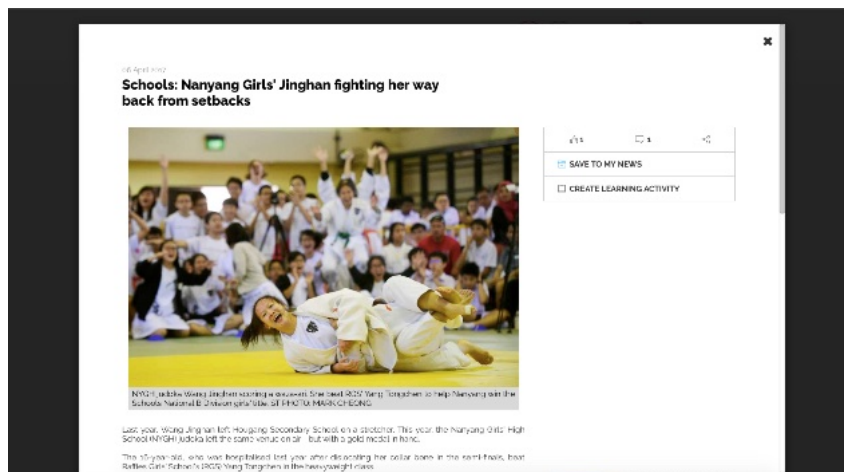
TEACHER FUNCTIONS

Creating a Learning Activity

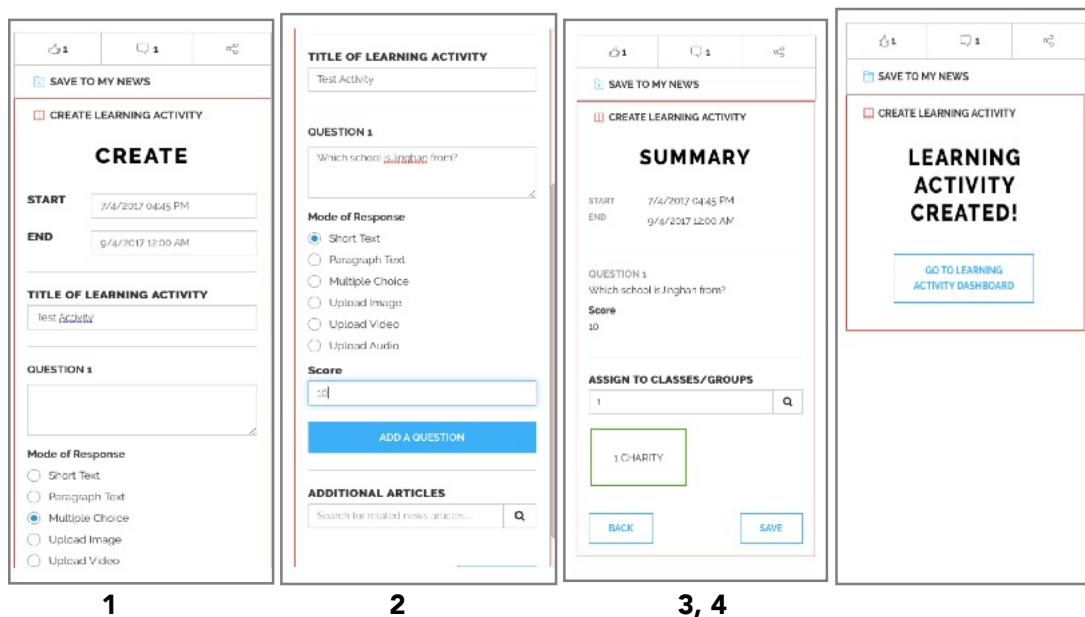
Teachers can use news articles to create “Learning Activities” to assign to groups or classes of students. Learning Activities can contain up to three questions and be linked to three related news articles. Students can submit responses in MCQ, text, audio, video and image formats.

STEPS

- 1) Click a news article, and select “Create Learning Activity”.
- 2) Enter a title, start and end date before creating the questions of the activity.
- 3) Assign a score to each question, and add more questions if needed.
- 4) Assign the activity to groups and classes.



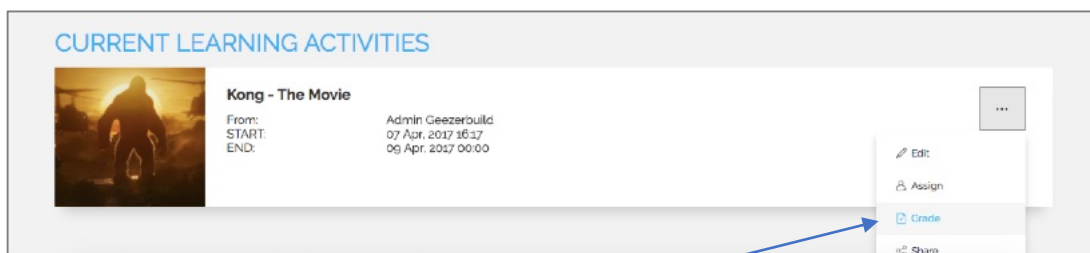
Click “Create learning activity” to start creating a learning activity



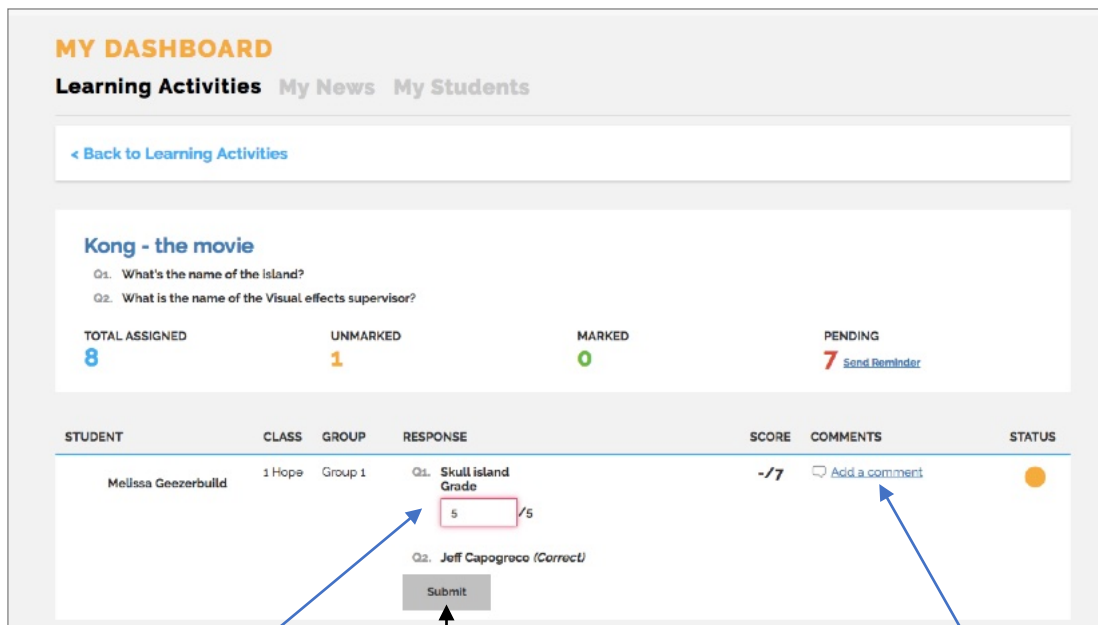
Grading a Learning Activity

After a student completes a Learning Activity, teachers can assign grades, and add comments as feedback to students:

- Go to the “Learning Activities” dashboard, and click “Grade” from the right drop-down option.
- Here teachers can view the answers that a student has entered, and assign a grade to the answer.
- Teachers can also give feedback to the student’s answer. Click “Submit” to enter feedback.

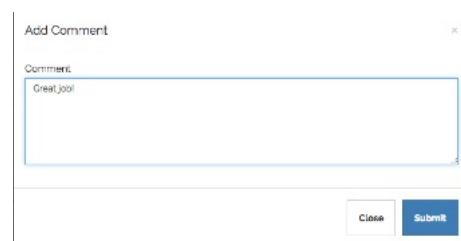


Click “Grade” to go to the Grading page



Enter a number here to grade

Click “Submit” to finish grading.

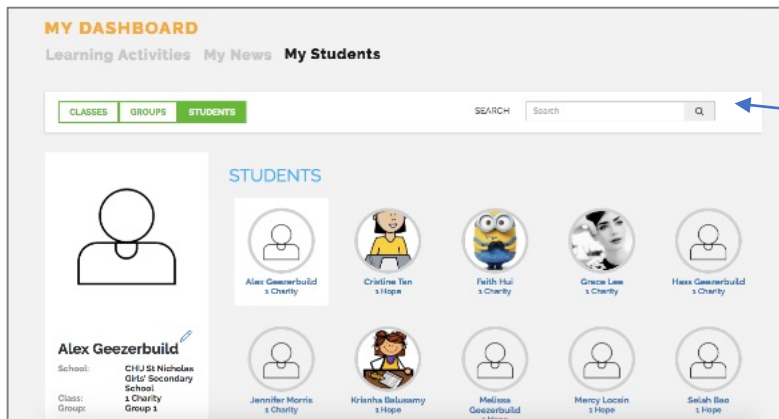


Click “Add a comment” to bring up the comment box

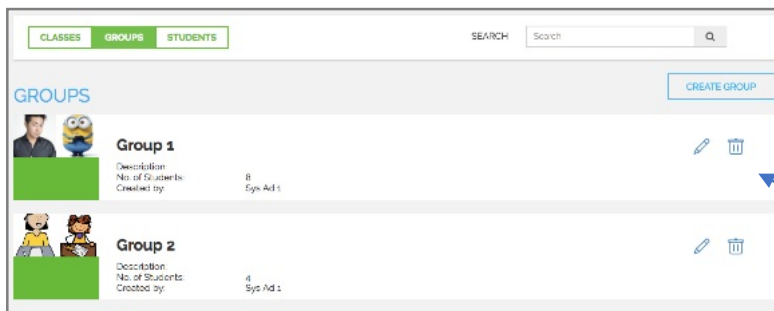
Creating Groups

Students can be assigned to groups that teachers can assign specific Learning Activities to.

This can be done via the “My Students” page in the dashboard.

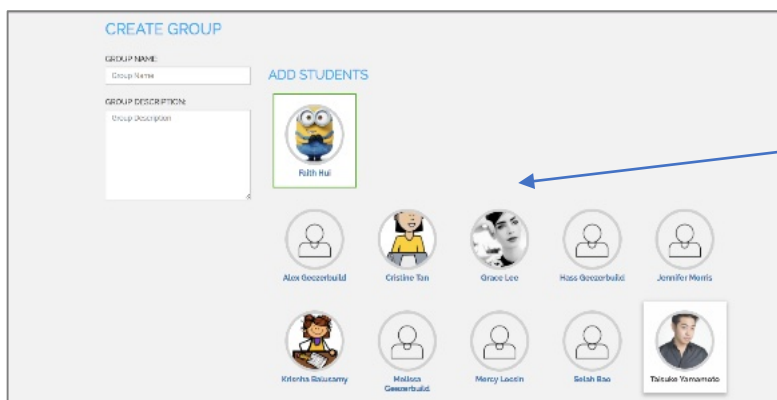


Student details can be seen in the Students list. Teachers can search for students in the search box



Click “Create Group” to create a new group

Current groups can be edited and deleted



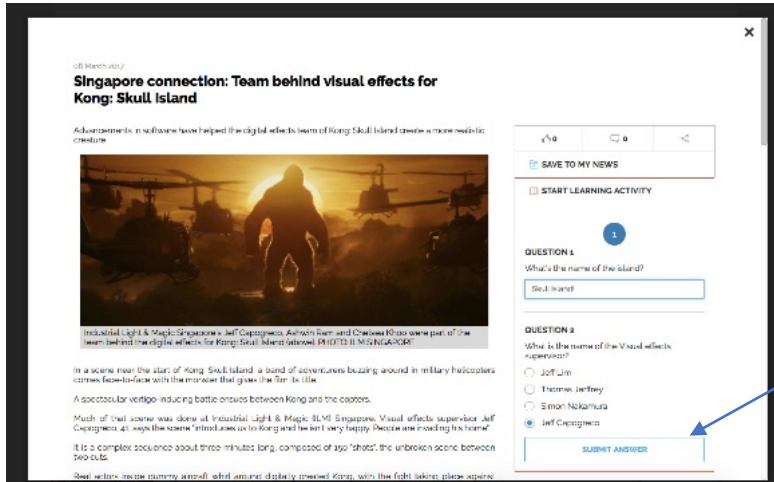
Create group page

- Select students to add them to the group.
- Create a group name and short descriptions if needed.

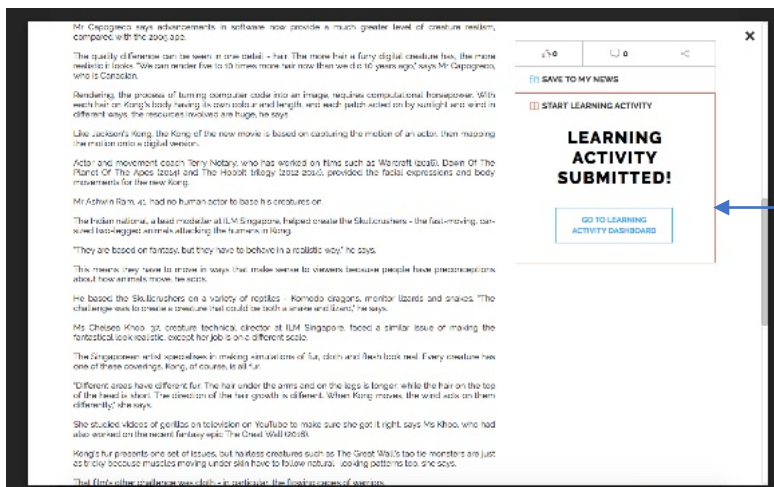
STUDENT FUNCTIONS

Taking Learning Activities

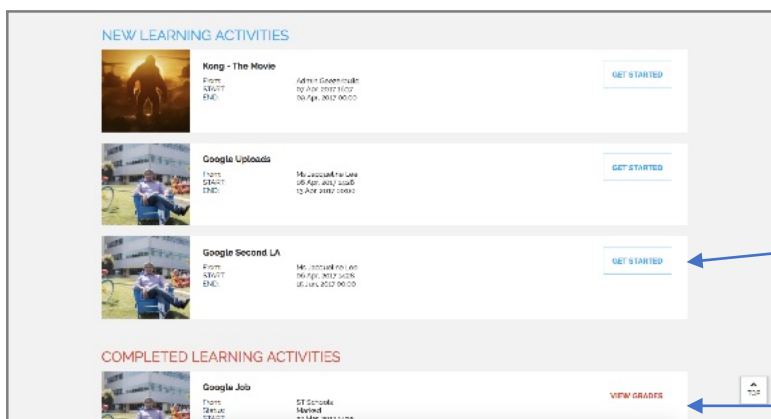
Students can view Learning Activities within News Articles and click “Start Learning Activity” to attempt the questions within the Learning Activities. Learning Activities can also be accessed via the Dashboard.



Clicking “Start Learning Activity” in the right-hand side bar begins the activity. Students can answer questions and click “Submit answer”



After submission, a notice will tell students they have submitted the activity.



Students can see new and completed Learning Activities in the Dashboard.

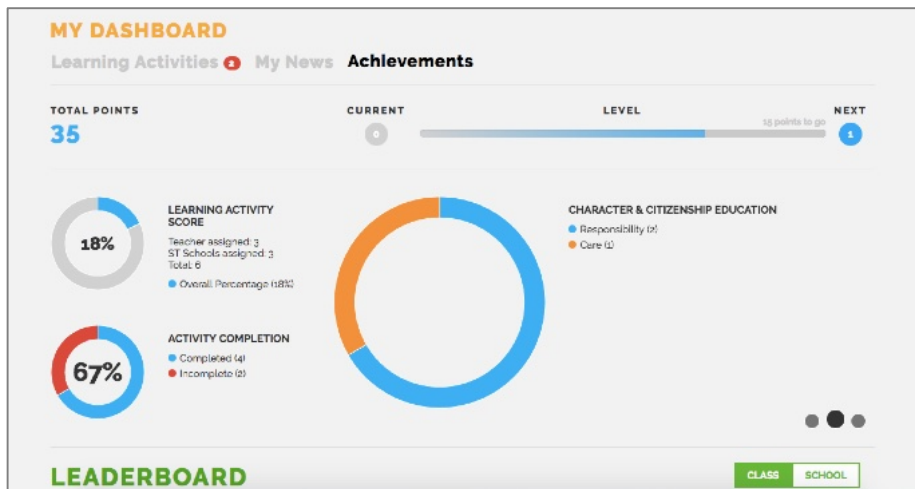
Click “Get Started” to attempt new Learning Activities

Click “View Grades” to see the grades given by teachers on completed Learning Activities

Achievements

In the achievements page, students can view their current levels, points and rankings.

In addition, students are given badges for performing various platform activities, such as first video upload, first submission, etc.

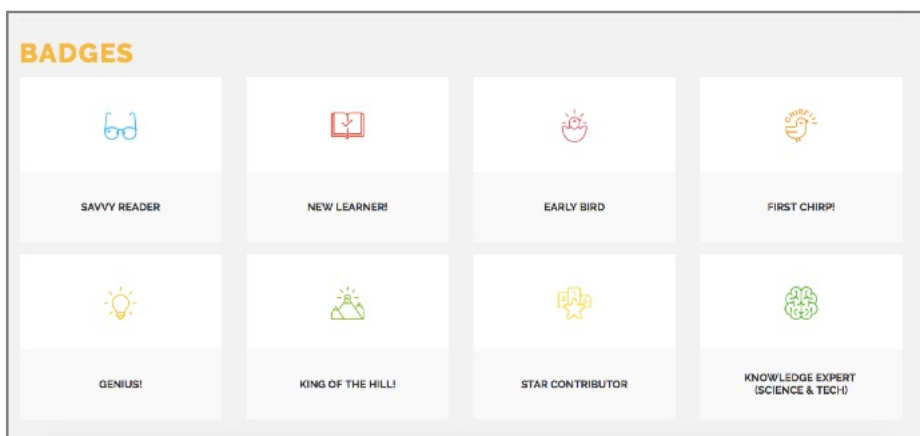


Students can view their total points, levels and more.

LEADERBOARD **CLASS** **SCHOOL**

RANK	NAME	CLASS	POINTS/LEVEL
1	Taisuke Yamamoto	1 Faith	35 / Beginner
2	Grace Lee	1 Charity	15 / Beginner
3	Selah Bao	1 Hope	10 / Beginner
4	Melissa Gezerbulid	1 Hope	8 / Beginner
5	Theresa Lim	1 Charity	3 / Beginner
6	-	-	0 / -
7	-	-	0 / -
8	-	-	0 / -
9	-	-	0 / -
10	-	-	0 / -

The Leaderboard shows how one compares with relation to his class or school.



Badges are awarded for various achievements.

END